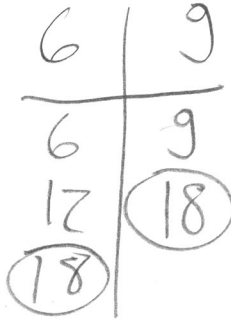


**Find the LCM.**

30) 6 and 9


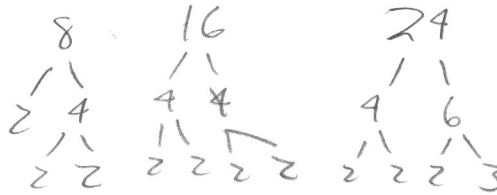
- A) 15
- B) 54
- C) 9
- D) 18**



30) \_\_\_\_\_

31) 8, 16, and 24

- A) 16
- B) 24
- C) 48**
- D) 384

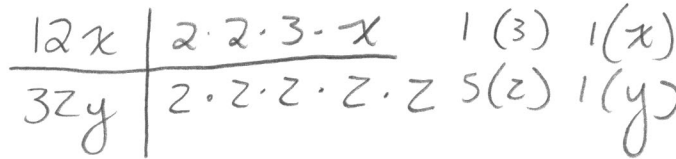


PF  $\Rightarrow 2 \cdot 2 \cdot 2 \cdot 2 \cdot 3 = 48$

31) \_\_\_\_\_

32)  $12x$  and  $32y$

- A)  $12xy$
- B)  $192xy$
- C)  $32xy$
- D)  $96xy$**



PF  $\Rightarrow 2 \cdot 2 \cdot 2 \cdot 2 \cdot 2 \cdot 3 \cdot x \cdot y = 96xy$

32) \_\_\_\_\_

**Rewrite the fractions as equivalent fractions with the LCD.**

33)  $\frac{7}{15}$  and  $\frac{7}{9}$

- A)  $\frac{21}{45}$  and  $\frac{35}{45}$**
- B)  $\frac{63}{135}$  and  $\frac{105}{135}$
- C)  $\frac{105}{45}$  and  $\frac{63}{45}$
- D)  $\frac{63}{45}$  and  $\frac{35}{45}$

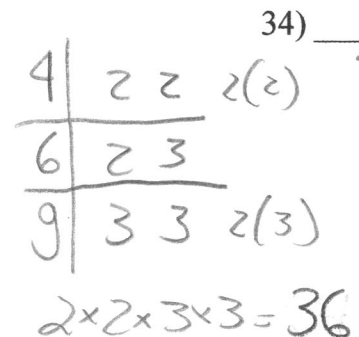
$\frac{7 \times 3}{15 \times 3} = \frac{21}{45}$	$\frac{7 \times 5}{9 \times 5} = \frac{35}{45}$
--	---

33) \_\_\_\_\_

34)  $\frac{1}{4}$ ,  $\frac{1}{6}$ , and  $\frac{5}{9}$

- A)  $\frac{6}{36}$ ,  $\frac{6}{36}$ , and  $\frac{20}{36}$
- B)  $\frac{9}{36}$ ,  $\frac{6}{36}$ , and  $\frac{20}{36}$**

$\frac{1}{4} \times 9 = \frac{9}{36}$
$\frac{1}{6} \times 6 = \frac{6}{36}$
$\frac{5}{9} \times 4 = \frac{20}{36}$



34) \_\_\_\_\_